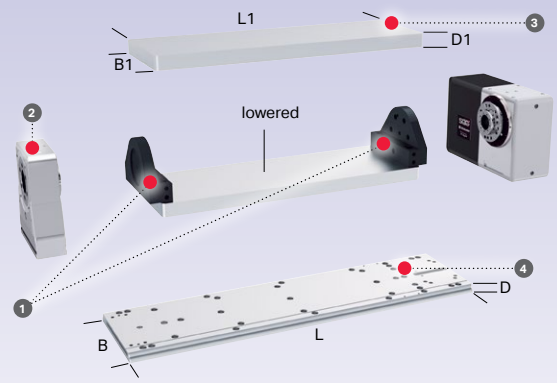


# rotoFIX Clamping Yoke System



**NEW**

Hole pattern system for table slot spacings of 100 and 125



In order to meet more demanding accuracy requirements, we recommend using a direct angular position measuring system (pp. 60-61)

			EA-507		EA-510		EA-520			EA-530		
1 Bore sets	Sph	[mm]	140		180		210			218		
		Aluminum	RFX.507-ASa		RFX.510-ASa-TOP		RFX.520-ASa-TOP			RFX.530-ASa-TOP		
	DT	Weight	2.86		4.09		6.88					
		Prep. DDF 4-fluted*	Item no.	DDF.507-RFX-04		DDF.510-RFX-04		DDF.520-RFX-04			DDF.530-RFX-04	
		Prep. DDF 6-fluted*	Item no.	-		-		DDF.520-RFX-06			DDF.530-RFX-06	
		Prep. DDF 4-fluted*	Item no.	DDF.507-RFX-04		DDG.510-RFX-04-TOP		DDG.520-RFX-04-TOP			DDG.520-RFX-04-TOP	
GLA	Prep. DDF 6-fluted*	Item no.	-		DDG.510-RFX-06-TOP		DDG.520-RFX-06-TOP			DDG.520-RFX-06-TOP		
	fix	Item no.	GLA.TOP1-110		GLA.TOP2-150		GLA.TOP2-180			GLA.TOP2-180		
2 Counter bearing (GLA)	adjustable	Item no.	Option: GLA.HYD-vario									
3 Clamping yokes	Length L1	[mm]	350	450	500**	600**	600**	700**	800**	800	1000	
	Width B1	[mm]	165		215		270			270		
	Thickness D1	[mm]	20		35		40			40		
	Aluminum	Item no.	RFX.507-SB350a	RFX.507-SB450a	RFX.510-SB500a	RFX.510-SB600a	RFX.520-SB600a	RFX.520-SB700a	RFX.520-SB800a	RFX.520-SB800a	RFX.520-SB1000a	
Weight	[kg]	3.11	4.00	10.14	12.17	17.47	20.38	23.30	23.30	29.13		
Steel	Item no.	RFX.507-SB350s	RFX.507-SB450s	RFX.510-SB500s	RFX.510-SB600s	RFX.520-SB600s	RFX.520-SB700s	RFX.520-SB800s	RFX.520-SB800s	RFX.520-SB1000s		
Weight	[kg]	9.04	11.63	29.48	35.38	50.78	59.26	67.74	67.74	84.70		
4 Base plates	Length L	[mm]	622	722	785	885	916	1016	1116	1172	1372	
	Width B	[mm]	168		248		301			368		
	Thickness D	[mm]	30		30		30			38		
	Steel	Item no.	RFX.507-GP350s-TOP	RFX.507-GP450s-TOP	RFX.510-GP500s-TOP	RFX.510-GP600s-TOP	RFX.520-GP600s-TOP	RFX.520-GP700s-TOP	RFX.520-GP800s-TOP	RFX.530-GP800s-TOP	RFX.530-GP1000s-TOP	
Weight	[kg]	31.01	36.14	46.26	52.10	64.72	71.81	78.90	128.55	150.50		
Moments of inertia (without rotary table, without counter bearing)	Mom. inert. (Al)	[kgm <sup>2</sup> ]	0.02	0.02	0.06	0.07	0.16	0.17	0.21	on request		
	Mom. inert. (steel)	[kgm <sup>2</sup> ]	0.04	0.05	0.17	0.21	0.46	0.50	0.60	on request		

fix = Clamping is permanently attached to rotary table; adjustable = Clamping with flexible conduit, assembled by customer  
Moments of inertia only for centered placement; eccentric on request

\* For suitable rotary union, please refer to p. 58

\*\* When the clamping yoke is mounted eccentrically, the zentriX alignment system cannot be used (risk of collision)

## Important information

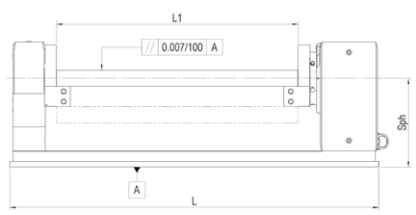
When retrofitting, it may be necessary to reduce the rotational speed, acceleration and gear backlash. The rotary table, rotoFIX and the counter bearing must be installed coaxially to one another <0.05 mm.

## Standard load from steel

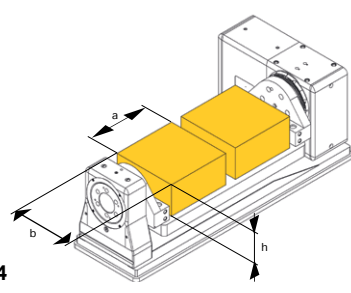
Type	Standard load a × b × h	Weight	Moment of inertia J with sls* clamping yoke (Alu) below [kgm <sup>2</sup> ]	Moment of inertia J with sls* clamping yoke (Alu) centric [kgm <sup>2</sup> ]
	[mm]	[kg]		
507	2 × 130 × 130 × 65	17	0.07	0.08
510	2 × 173 × 173 × 83	42	0.28	0.35
520	2 × 228 × 228 × 114	90	0.92	1.26
530	2 × 273 × 273 × 136	161	on request	

\*sls = Standard load, cube pp. 92/93

Can be moved with standard drive data for EA-type rotary tables (see p. 33); larger loads require a reduction in rotational speed, acceleration and jolt.



For alignment and clamping, please refer to p. 74



Also available adjustable

Overview, Applications  
System & Facts, IBox  
Rotary Tables  
SPZ, DDF, WMS  
MOT, KAB, WDF, CNC  
Aligning, GLA, RST, LOZ  
Service & Technology  
Tooling