

Welding adapter Part No.	l 1 [mm]	l 2 [mm]
D41729-P1-73-1.4301	73	86
D41729-P1-100-1.4301	100	113
D41729-P1-120-1.4301	120	133
D41729-P1-168-1.4301	168	181
D41729-P1-200-1.4301	200	213
D41729-P1-213-1.4301	213	226
D41729-P1-312-1.4301	312	325

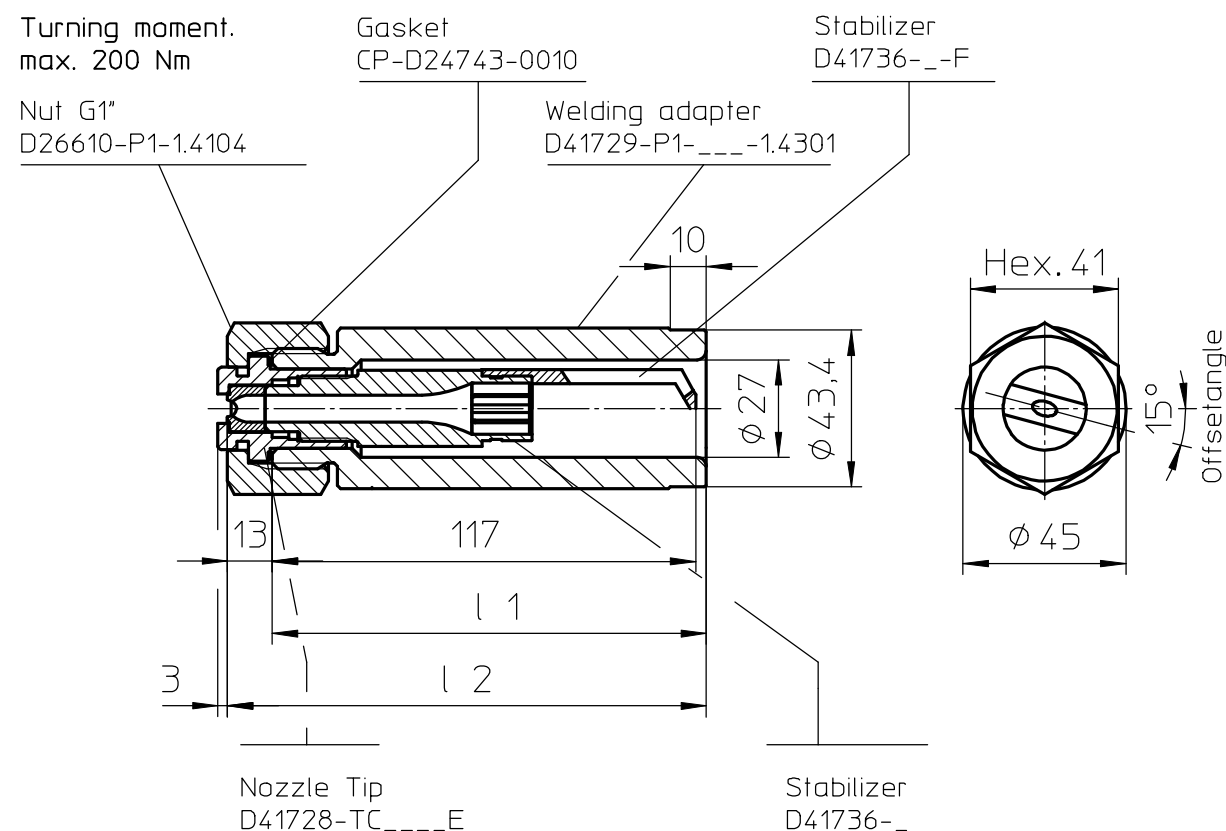
Nozzle Tip:
Part No. _____
Ordering information: D41728-TC3020E
Spray angle _____
Capacity Size _____

Stabilizer:
Part No. _____
Ordering information D41736-1-F
No. _____
with Strainer _____

Stabilizer without Strainer Part No.	Stabilizer with Strainer Part No.	Capacity [l/min]		Nozzle Tip Part No.
		100 bar	200 bar	
D41736-1	D41736-1-F	17,9	25,4	D41728-TC3008E
D41736-1	D41736-1-F	22,6	32,0	D41728-TC3010E
D41736-1	D41736-1-F	29,1	41,1	D41728-TC3013E
D41736-1	D41736-1-F	45,4	64,2	D41728-TC3020E
D41736-2	D41736-2-F	53,8	76,1	D41728-TC3024E
D41736-4	D41736-4-F	67,5	95,5	D41728-TC3030E
D41736-4	D41736-4-F	72,3	102,3	D41728-TC3032E
D41736-4	D41736-4-F	90,2	127,6	D41728-TC3040E
D41736-5	D41736-5-F	101,6	143,7	D41728-TC3045E
D41736-6	D41736-6-F	113,1	160,0	D41728-TC3050E
D41736-6	D41736-6-F	124,3	175,8	D41728-TC3055E
D41736-1	D41736-1-F	45,2	64,0	D41728-TC3220E
D41736-4	D41736-4-F	67,5	95,5	D41728-TC3230E
D41736-4	D41736-4-F	74,7	105,6	D41728-TC3233E
D41736-4	D41736-4-F	77,7	109,9	D41728-TC3234E
D41736-4	D41736-4-F	90,2	127,6	D41728-TC3240E
D41736-6	D41736-6-F	107,6	152,1	D41728-TC3248E
D41736-6	D41736-6-F	113,1	160,0	D41728-TC3250E
D41736-1	D41736-1-F	33,5	47,3	D41728-TC4015E
D41736-1	D41736-1-F	45,4	64,2	D41728-TC4020E
D41736-3	D41736-3-F	59,8	84,5	D41728-TC4026E
D41736-4	D41736-4-F	67,5	95,5	D41728-TC4030E
D41736-4	D41736-4-F	74,6	105,6	D41728-TC4033E
D41736-4	D41736-4-F	90,2	127,6	D41728-TC4040E
D41736-6	D41736-6-F	112,9	159,7	D41728-TC4050E
D41736-6	D41736-6-F	131,5	185,9	D41728-TC4058E
D41736-6	D41736-6-F	135,7	191,9	D41728-TC4060E

Welding adapter applicable to HScaleJet

Welding adapter alignment can be
Alignment tip D41731-_-1.4104.



Alignment tip: see DS41731-1_GB

Extractor tool: see DS41731-2_GB


- Pull off nut D41731-1.4104
- Nozzle-Tip extractor D41786-0001

Tip: TC
Body: 1.4104
Nut: 1.4104
Welding adapter: 1.4301
Stabilizer: 2.0401

Description:
**HScaleJet
Descaling nozzle**

Part No.:
see Tabulation

Replaced Dwg.:



Spraying Systems
P.O. Box 900928
D-21049 Hamburg
☎ 49/40/76 60 01-0

Data Sheet No.: **DS41728-1.2_GB**

By: 071203 RF A4

TB SC CAD

Welding adapter Part No.	l 1 [mm]	l 2 [mm]
D41729-P1-73-1.4301	73	86
D41729-P1-100-1.4301	100	113
D41729-P1-120-1.4301	120	133
D41729-P1-168-1.4301	168	181
D41729-P1-200-1.4301	200	213
D41729-P1-213-1.4301	213	226
D41729-P1-312-1.4301	312	325

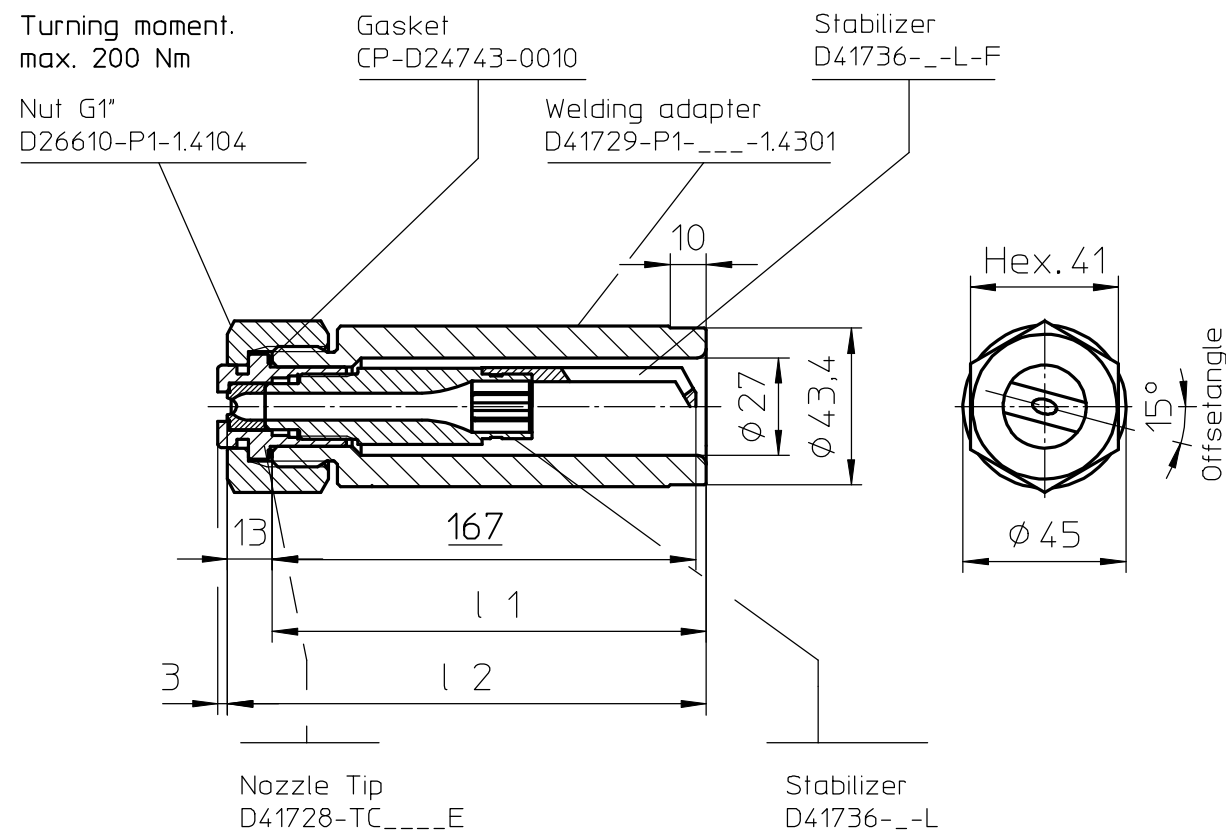
Nozzle Tip:
Part No. _____
Ordering information: D41728-TC3020E
Spray angle _____
Capacity Size _____

Stabilizer:
Part No. _____
Ordering information D41736-1-L-F
No. _____
-large- _____
with Strainer _____

Stabilizer without Strainer Part No.	Stabilizer with Strainer Part No.	Capacity [l/min]		Nozzle Tip Part No.
		100 bar	200 bar	
D41736-1-L	D41736-1-L-F	17,9	25,4	D41728-TC3008E
D41736-1-L	D41736-1-L-F	22,6	32,0	D41728-TC3010E
D41736-1-L	D41736-1-L-F	29,1	41,1	D41728-TC3013E
D41736-1-L	D41736-1-L-F	45,4	64,2	D41728-TC3020E
D41736-2-L	D41736-2-L-F	53,8	76,1	D41728-TC3024E
D41736-4-L	D41736-4-L-F	67,5	95,5	D41728-TC3030E
D41736-4-L	D41736-4-L-F	72,3	102,3	D41728-TC3032E
D41736-4-L	D41736-4-L-F	90,2	127,6	D41728-TC3040E
D41736-5-L	D41736-5-L-F	101,6	143,7	D41728-TC3045E
D41736-6-L	D41736-6-L-F	113,1	160,0	D41728-TC3050E
D41736-6-L	D41736-6-L-F	124,3	175,8	D41728-TC3055E
D41736-1-L	D41736-1-L-F	45,2	64,0	D41728-TC3220E
D41736-4-L	D41736-4-L-F	67,5	95,5	D41728-TC3230E
D41736-4-L	D41736-4-L-F	74,7	105,6	D41728-TC3233E
D41736-4-L	D41736-4-L-F	77,7	109,9	D41728-TC3234E
D41736-4-L	D41736-4-L-F	90,2	127,6	D41728-TC3240E
D41736-6-L	D41736-6-L-F	107,6	152,1	D41728-TC3248E
D41736-6-L	D41736-6-L-F	113,1	160,0	D41728-TC3250E
D41736-1-L	D41736-1-L-F	33,5	47,3	D41728-TC4015E
D41736-1-L	D41736-1-L-F	45,4	64,2	D41728-TC4020E
D41736-3-L	D41736-3-L-F	59,8	84,5	D41728-TC4026E
D41736-4-L	D41736-4-L-F	67,5	95,5	D41728-TC4030E
D41736-4-L	D41736-4-L-F	74,6	105,6	D41728-TC4033E
D41736-4-L	D41736-4-L-F	90,2	127,6	D41728-TC4040E
D41736-6-L	D41736-6-L-F	112,9	159,7	D41728-TC4050E
D41736-6-L	D41736-6-L-F	131,5	185,9	D41728-TC4058E
D41736-6-L	D41736-6-L-F	135,7	191,9	D41728-TC4060E

Welding adapter applicable to HIScaleJet

Welding adapter alignment can be
Alignment tip D41731-_-1.4104.



Alignment tip: see DS41731-1_GB

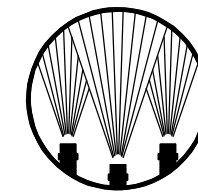
Extractor tool: see DS41731-2_GB

-Pull off nut D41731-1.4104

-Nozzle-Tip extractor D41786-0001

Tip: TC
Body: 1.4104
Nut: 1.4104
Welding adapter: 1.4301
Stabilizer: 2.0401

Description:
**HIScaleJet
Descaling nozzle**



Spraying Systems

P.O. Box 900928
D-21049 Hamburg
☎ 49/40/76 60 01-0

Part No.:
see Tabulation

Data Sheet No.: **DS41728-2.2_GB**

Replaced Dwg.:

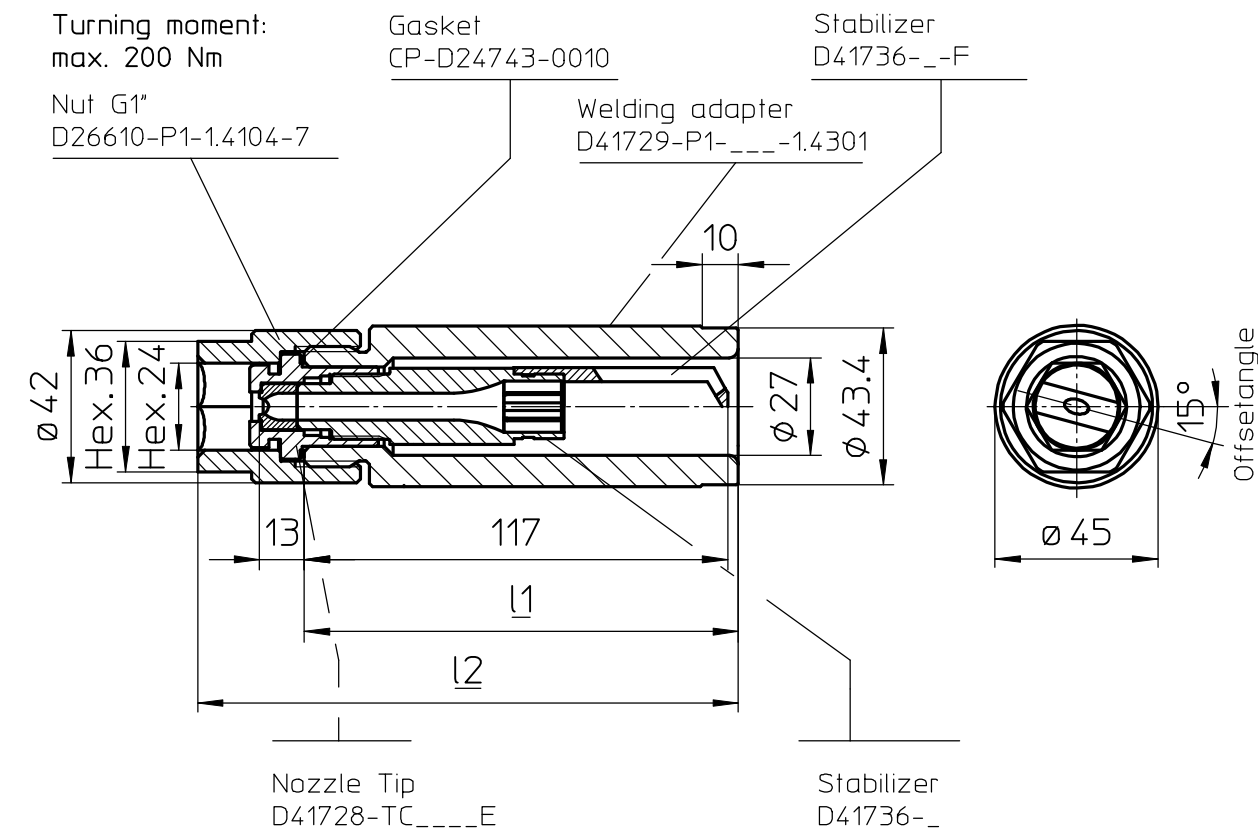
By: 071203 RF A4 ^{TB} SC CAD

Welding adapter Part No.	l 1 [mm]	l 2 [mm]
D41729-P1-73-1.4301	73	86
D41729-P1-100-1.4301	100	113
D41729-P1-120-1.4301	120	133
D41729-P1-168-1.4301	168	181
D41729-P1-200-1.4301	200	213
D41729-P1-213-1.4301	213	226
D41729-P1-312-1.4301	312	325

Nozzle Tip:
Part No. _____
Ordering information: D41728-TC3020E
Spray angle _____
Capacity Size _____

Stabilizer:
Part No. _____
Ordering information D41736-1-F
No. _____
with Strainer _____

Stabilizer without Strainer Part No.	Stabilizer with Strainer Part No.	Capacity [l/min]		Nozzle Tip Part No.
		100 bar	200 bar	
D41736-1	D41736-1-F	17,9	25,4	D41728-TC3008E
D41736-1	D41736-1-F	22,6	32,0	D41728-TC3010E
D41736-1	D41736-1-F	29,1	41,1	D41728-TC3013E
D41736-1	D41736-1-F	45,4	64,2	D41728-TC3020E
D41736-2	D41736-2-F	53,8	76,1	D41728-TC3024E
D41736-4	D41736-4-F	67,5	95,5	D41728-TC3030E
D41736-4	D41736-4-F	72,3	102,3	D41728-TC3032E
D41736-4	D41736-4-F	90,2	127,6	D41728-TC3040E
D41736-5	D41736-5-F	101,6	143,7	D41728-TC3045E
D41736-6	D41736-6-F	113,1	160,0	D41728-TC3050E
D41736-6	D41736-6-F	124,3	175,8	D41728-TC3055E
D41736-1	D41736-1-F	45,2	64,0	D41728-TC3220E
D41736-4	D41736-4-F	67,5	95,5	D41728-TC3230E
D41736-4	D41736-4-F	74,7	105,6	D41728-TC3233E
D41736-4	D41736-4-F	77,7	109,9	D41728-TC3234E
D41736-4	D41736-4-F	90,2	127,6	D41728-TC3240E
D41736-6	D41736-6-F	107,6	152,1	D41728-TC3248E
D41736-6	D41736-6-F	113,1	160,0	D41728-TC3250E
D41736-1	D41736-1-F	33,5	47,3	D41728-TC4015E
D41736-1	D41736-1-F	45,4	64,2	D41728-TC4020E
D41736-3	D41736-3-F	59,8	84,5	D41728-TC4026E
D41736-4	D41736-4-F	67,5	95,5	D41728-TC4030E
D41736-4	D41736-4-F	74,6	105,6	D41728-TC4033E
D41736-4	D41736-4-F	90,2	127,6	D41728-TC4040E
D41736-6	D41736-6-F	112,9	159,7	D41728-TC4050E
D41736-6	D41736-6-F	131,5	185,9	D41728-TC4058E
D41736-6	D41736-6-F	135,7	191,9	D41728-TC4060E



Alignment tip: see DS41731-1_GB

Extractor tool: see DS41731-2_GB

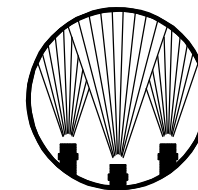
- Pull off nut D41731-1.4104
- Nozzle-Tip extractor D41786-0001

Tip: TC
Body: 1.4104
Nut: 1.4104
Welding adapter: 1.4301
Stabilizer: 2.0401

Description:
**HIScaleJet
Descaling nozzle**

Part No.:
see Tabulation

Replaced Dwg.:



Spraying Systems
P.O. Box 900928
D-21049 Hamburg
☎ 49/40/76 60 01-0

Data Sheet No.: **DS41728-3.2_GB**

By: 071203 RF A2

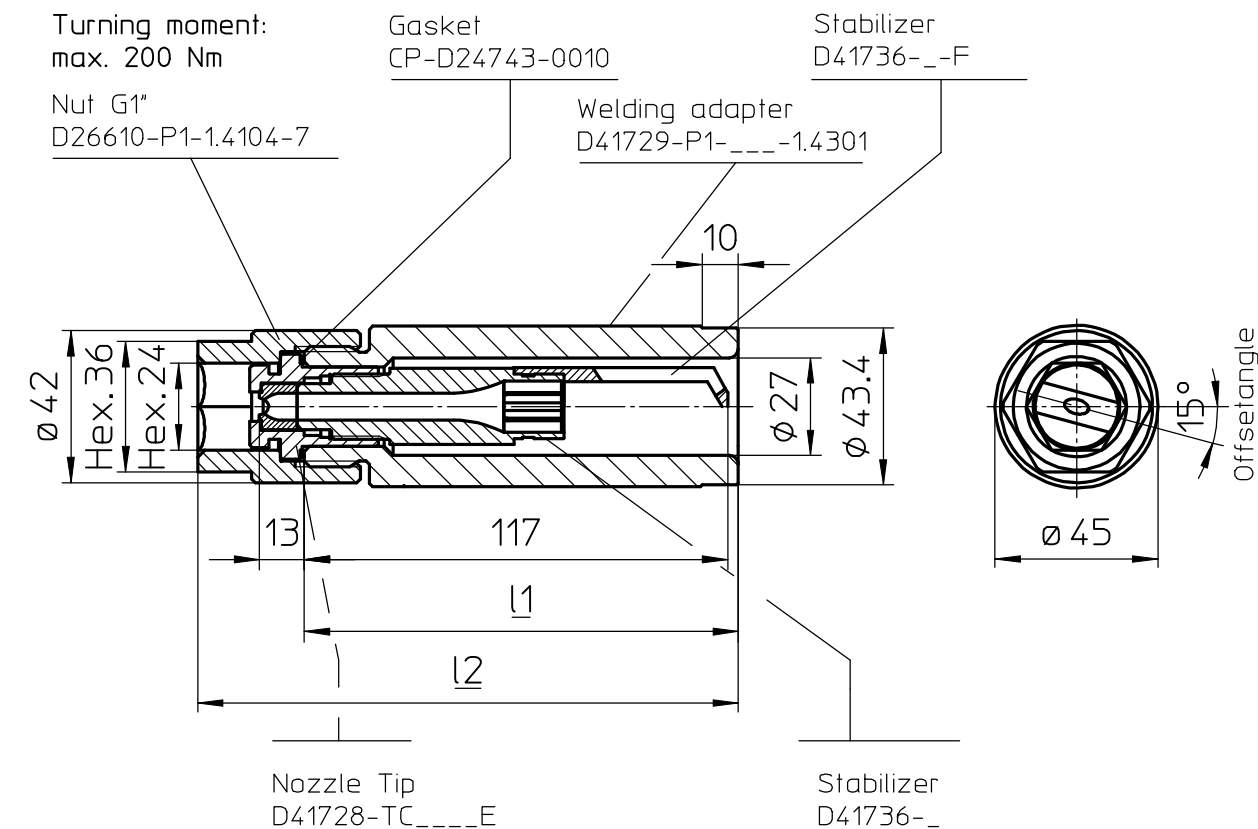
TB SC CAD

Welding adapter Part No.	l 1 [mm]	l 2 [mm]
D41729-P1-73-1.4301	73	86
D41729-P1-100-1.4301	100	113
D41729-P1-120-1.4301	120	133
D41729-P1-168-1.4301	168	181
D41729-P1-200-1.4301	200	213
D41729-P1-213-1.4301	213	226
D41729-P1-312-1.4301	312	325

Nozzle Tip:
Part No. _____
Ordering information: D41728-TC3020E
Spray angle _____
Capacity Size _____

Stabilizer:
Part No. _____
Ordering information D41736-1-L-F
No. _____
-large- _____
with Strainer _____

Stabilizer without Strainer Part No.	Stabilizer with Strainer Part No.	Capacity [l/min]		Nozzle Tip Part No.
		100 bar	200 bar	
D41736-1-L	D41736-1-L-F	17,9	25,4	D41728-TC3008E
D41736-1-L	D41736-1-L-F	22,6	32,0	D41728-TC3010E
D41736-1-L	D41736-1-L-F	29,1	41,1	D41728-TC3013E
D41736-1-L	D41736-1-L-F	45,4	64,2	D41728-TC3020E
D41736-2-L	D41736-2-L-F	53,8	76,1	D41728-TC3024E
D41736-4-L	D41736-4-L-F	67,5	95,5	D41728-TC3030E
D41736-4-L	D41736-4-L-F	72,3	102,3	D41728-TC3032E
D41736-4-L	D41736-4-L-F	90,2	127,6	D41728-TC3040E
D41736-5-L	D41736-5-L-F	101,6	143,7	D41728-TC3045E
D41736-6-L	D41736-6-L-F	113,1	160,0	D41728-TC3050E
D41736-6-L	D41736-6-L-F	124,3	175,8	D41728-TC3055E
D41736-1-L	D41736-1-L-F	45,2	64,0	D41728-TC3220E
D41736-4-L	D41736-4-L-F	67,5	95,5	D41728-TC3230E
D41736-4-L	D41736-4-L-F	74,7	105,6	D41728-TC3233E
D41736-4-L	D41736-4-L-F	77,7	109,9	D41728-TC3234E
D41736-4-L	D41736-4-L-F	90,2	127,6	D41728-TC3240E
D41736-6-L	D41736-6-L-F	107,6	152,1	D41728-TC3248E
D41736-6-L	D41736-6-L-F	113,1	160,0	D41728-TC3250E
D41736-1-L	D41736-1-L-F	33,5	47,3	D41728-TC4015E
D41736-1-L	D41736-1-L-F	45,4	64,2	D41728-TC4020E
D41736-3-L	D41736-3-L-F	59,8	84,5	D41728-TC4026E
D41736-4-L	D41736-4-L-F	67,5	95,5	D41728-TC4030E
D41736-4-L	D41736-4-L-F	74,6	105,6	D41728-TC4033E
D41736-4-L	D41736-4-L-F	90,2	127,6	D41728-TC4040E
D41736-6-L	D41736-6-L-F	112,9	159,7	D41728-TC4050E
D41736-6-L	D41736-6-L-F	131,5	185,9	D41728-TC4058E
D41736-6-L	D41736-6-L-F	135,7	191,9	D41728-TC4060E



Alignment tip: see DS41731-1_GB

Extractor tool: see DS41731-2_GB

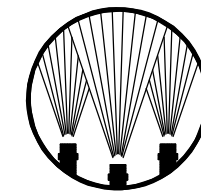
- Pull off nut D41731-1.4104
- Nozzle-Tip extractor D41786-0001

Tip: TC
Body: 1.4104
Nut: 1.4104
Welding adapter: 1.4301
Stabilizer: 2.0401

Description:
**HIScaleJet
Descaling nozzle**

Part No.:
see Tabulation

Replaced Dwg.:



Spraying Systems
P.O. Box 900928
D-21049 Hamburg
☎ 49/40/76 60 01-0

Data Sheet No.: **DS41728-4.2_GB**

By: 071203 RF A2 ^{TB} SC CAD