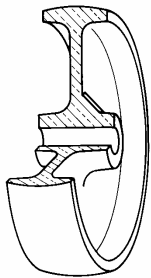


SERIES 68P



POLYAMIDE 6 SOLID WHEELS FOR HEAVY LOADS SWIVEL BRAKE TOP PLATE BRACKET TYPE "NL"

Wheel description

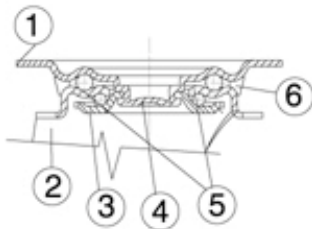


Tread: polyamide 6 solid wheels for heavy loads.

Hub: the hub is available with plain bearing, with roller bearing and with ball bearings.

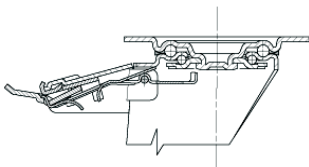
Bracket description

Standard duty bracket type NL (max. carrying capacity 400 daN)



- 1) **Plate:** electrolytically galvanised steel plate
 - 2) **Fork:** electrolytically galvanised steel plate
 - 3) **Ball Racing Ring:** electrolytically galvanised steel plate
 - 4) **King Pin:** incorporated in top plate and cold riveted
 - 5) **Swivel actions:** double ring of greased balls
 - 6) **Dust seal:** orange polyethylene
- Finishing:** electrolytic galvanisation
Fitting: top plate

Brake description



Diameters 80-150 mm



Diameters 150-200 mm

Front-locking brake

This brake fully locks wheel and castor rotation.

Thanks to its optimised dimensions and fold-away pedal, the brake is easy to engage and extremely compact.

The hardened carbon steel spring has very high corrosion resistance.