

PART SOLUTIONS

tvmp



11/2005

US Content of the CAD catalog in PARTsolutions.
For more catalogues visit www.cadenas.de


D Inhalt des CAD-Kataloges in PARTsolutions.
Weitere Kataloge auf www.cadenas.de

F Contenu du catalogue CAO dans PARTsolutions.
Pour d'autres catalogues visitez www.cadenas.de

I Contenuto del catalogo nel PARTsolutions
altri cataloghi visitate www.cadenas.de


E Contenido del catálogo de CAD en PARTsolutions.
Para mas catálogos visite www.cadenas.de

INFORMATION




With PARTsolutions you are able to access a large range of standard and supplier parts as CAD system independent 2D and 3D geometry. Independent means the models are converted natively in practically every CAD system. When using CATIA for example, a real CATIA model will be generated from our model and can of course be edited and manipulated for downstream applications. Interfaces are available for all common CAD systems (see list below).

Integrations also exist to the most notable ERP/PDM systems (see list below).




Mit PARTsolutions steht Ihnen eine grosse Anzahl Normteile und Zukaufteile als CAD unabhängige 3D und 2D Geometrie zur Verfügung. Unabhängig heisst, sie können in jedes CAD System nativ übertragen werden. Der User von PARTsolutions erhält so in Verbindung mit z.B. CATIA ein echtes CATIA-Modell, das in seiner Konstruktion dann selbstverständlich weitermodelliert werden kann. Schnittstellen für jedes gängige CAD System sind verfügbar (siehe Liste unten).

In weiteren Ausbaustufen sind auch Anbindungen an ERP/PDM Systeme möglich (siehe Liste unten).




Avec PARTsolutions vous avez à votre disposition un grand nombre de composants normalisés et de pièces d'achat comme géométrie CAO indépendante du 2D et 3D. Indépendant veut dire qu'ils peuvent être transmis nativement dans presque tous les systèmes CAO. Ainsi l'utilisateur de PARTsolutions obtient une liaison avec un vrai modèle CATIA, en prenant CATIA comme exemple, qui peut être naturellement continuellement modélisé dans sa construction. Des interfaces pour tous les systèmes CAO courants sont disponibles (voir la liste ci-dessous).

Dans d'autres degrés d'extension, des liaisons avec des systèmes ERP/PDM sont aussi possibles (voir la liste ci-dessous).



Con PARTsolutions è possibile accedere a una grande quantità di parti standard e commerciali sotto forma di geometria 2D e 3D indipendente dal sistema CAD. Ciò significa che i modelli vengono convertiti nel formato nativo di praticamente tutti i sistemi CAD in commercio. Usando per esempio CATIA, viene generato un vero modello CATIA che può essere modificato e manipolato per successivi utilizzi. Le interfacce CAD disponibili sono elencate qui sotto.

Esistono anche integrazioni coi principali sistemi ERP/PDM (vedere la lista qui sotto).



Con PARTsolutions tiene a su disposición un gran número de estándares y normas de la industria como un sistema CAD de geometría independiente 2D y 3D. Independiente significa que se pueden transmitir de forma nativa a prácticamente en todos los sistemas CAD. El usuario de PARTsolutions posee de este modo en el uso por ejemplo de CATIA un modelo original de CATIA, en el cual por supuesto se puede seguir modelando. Interfaces para cada sistema CAD disponible son disponibles (ver lista abajo).

También son posibles integraciones para sistemas ERP/PDM (ver lista abajo)

Native CAD formats:

ADEM, AllPlan, AutoCad, Bihler CAT, Cadceus, Caddy, CADISON, Cadkey, Cadra, Catia, CCD/ProfCADAM, Cimatron, Fides, Helix, HiCAD, Ideas, Inventor, Logocad Triga, Mastercam, Materialise, Mechanical Desktop, Medusa, MegaCAD, Microstation, One Space Designer, Parasolid, ProE, SolidDesigner, SolidEdge, SolidWorks, Swiss Precision, Thinkdesign, TopSolid, Unigraphics, Varimetrix, Visi Series.

Neutral CAD formats:

SAT, STEP, IGES, DXF.

ERP/PDM Systeme:


SAP, Teamcenter, smarteam, Windchill, Insight, Compass, Gain, ProCad, Eigner. Weitere Schnittstellen auf Anfrage.

1




accessori

2



accessori_xs_xg

3



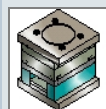
datari

4



serie_r

5



serie_x

6



dispositivo_aggancio-sgancio

1




accessori

AG/S




Accessorio AG/S

ANE




Accessorio ANE

BUSSOLA



Bussola di guida

CCB



Accessorio CCB

CCL




Accessorio CCL

ETC




Accessorio ETC

PUN




Accessorio PUN

RETTIF 1



PIASTRA RETTIFICATA 1

RETTIF 2




PIASTRA RETTIFICATA 2

1




accessori

RETTIF_3



PIASTRA RETTIFICATA 3

RETTIF_4



PIASTRA RETTIFICATA 4

SSB1



Accessorio SSB1

SSB1s



Accessorio SSB1s

SSB2



Accessorio SSB2

SSB3



Accessorio SSB3

SSB3b



Accessorio SSB3b

SSBC



Accessorio SSBC

SSC1



Accessorio SSC1

1



accessori

SSC1s



Accessorio SSC1s

SSC2



Accessorio SSC2

SSC5



ACCESSORIO SSC5

SSC6



ACCESSORIO SSC6

UGE



Accessorio Ugello

UNI 5931



Vite a testa cilindrica con esagono incassato

2




accessori_xs_xg

AL



Accessorio AL

BB



Accessorio BB

2




accessori_xs_xg

BR



Accessorio BR

BS



Accessorio BS

C



Accessorio C seire XG

GL



Accessorio GL seire XG

GS



Accessorio GS seire XG

GT



Accessorio GT seire XG

IC



Accessorio IC serie XG

IF



Accessorio IF serie XG

IR



Accessorio IR serie XG

2



accessori_xs_xg

PG



Accessorio PG seire XG

TC



Accessorio TC seire XG

3




datari

DAF



Sede DAF

DAF-B



Sede DAF-B

DAF-B



Datario DAF-B

DAF



Datari DAF

DMAF



Sede DMAF

DMAF-B



Sede DMAF-B

3



datari

IF



Inserto IF

IFA



Inserto IFA

IFA-B



Inserto IFA-B

IF-B



Inserto IF-B

4



serie_r

RM




PART. RM

Asm Serie R



Assieme generale Serie R

Sub Asm Serie R



Sotto Assieme Serie R

YR1




PART. YR1

4



serie_r

YR11




PART. YR11

YR12



PART. YR12

YR2




PART. YR2

YR4



PART. YR4

YR5/1




PART. YR5/1

YR6



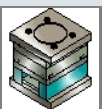
PART. YR6

YR8




PART. YR8

5



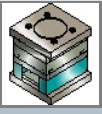
serie_x

BASEXT



PART. BASEXT

5




serie_x

K1




PART. K1

K11



PART. K11

K12




PART. K12

K2




PART. K2

K3



PART. K3

K4




PART. K4

K6



PART. K6

K7



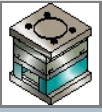
PART. K7

K8




PART. K8

5




serie_x

M



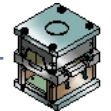
PART. M

M/1



PART. M/1

Asm Serie X-XE H-HE




Assieme generale Serie X-XE H-HE

K8



PART. K8

Sub Asm Serie X-XE H-HE



Sotto Assieme Serie X-XE H-HE

Assieme Y8




Sotto Assieme particolare Y8

Assieme Y9



Sotto Assieme particolare Y9

Y1



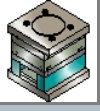
PART. Y1

Y11




PART. Y11

5




serie_x

Y12



PART. Y12

Y2




PART. Y2

Y3




PART. Y3

Y4




PART. Y4

Y5



PART. Y5

Y5/1




PART. Y5/1

Y6



PART. Y6

Y7



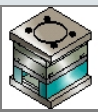
PART. Y7

Y8




PART. Y8

5



serie_x

Y9



PART. Y9

6



dispositivo_aggancio-sgancio

DISPOSITIVO A/S



Dispositivo aggancio-sgancio regolabile con fermo piastra

DISPOSITIVO A/S



Dispositivo aggancio-sgancio regolabile con fermo piastra

DISPOSITIVO A/S ESTERNO



Dispositivo aggancio-sgancio regolabile con fermo piastra

Content



US Content of the CAD catalogue in PARTsolutions

D Inhalt des CAD-Kataloges in PARTsolutions

F Contenu du catalogue CAO dans PARTsolutions

I Contenuto del catalogo nel PARTsolutions

E Contenido del catálogo de CAD en PARTsolutions